

## Windows 10 Facts & Security

# Windows 10 Facts & Security


To operate at its most basic level, Windows 10 collects a limited set of data about you.

Windows 10 has new features like Cortana digital assistant. However, in order for new features to function, Microsoft collects the following information to personalize your experience:

- Phone numbers
- GPS location of device
- Email address
- Video and audio messages
- Wi-Fi Password



Microsoft has given you options to make your system more anonymous with less features, or personalized for you with more features. It's up to you to decide what you want!




# Windows 10 Facts & Security

## Local Account VS Microsoft Account

While setting up your computer, if you decide to setup a local account instead of a Microsoft account you can make your computer a lot more secure, but there are Pros and Cons to doing it this way as the chart shows below.

Local Account	Microsoft Account
Passwords stored locally	Passwords stored in Cloud
Messages, photos and apps stored locally on each device, no syncing	Synced Messages, photos and apps between devices
No Cortana (Personal Digital Assistant)	Cortana Digital Assistant
You can login without internet	You can login without internet
Multiple devices with different usernames and passwords	Multiple devices with the same username and password
Different desktop, background and settings on all devices	The same desktop, background and settings on all devices
No downloading apps from Windows Store	Full Windows store functionality

- Start
- Accounts
- General
- Location
- Camera
- Mic
- Speech
- Info
- Contacts
- Calendar
- Message
- Radios
- Other
- Feedback
- Apps



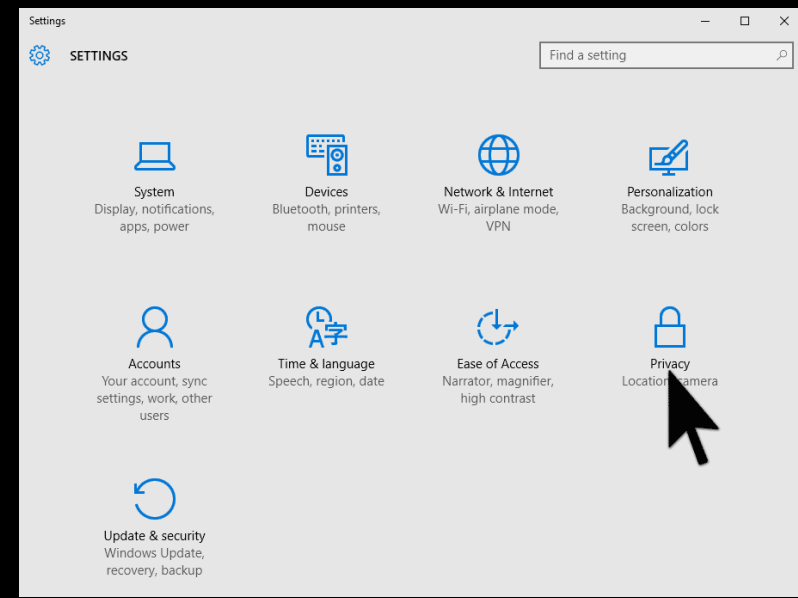
# Windows 10 Facts & Security


- Start
- Accounts
- General
- Location
- Camera
- Mic
- Speech
- Info
- Contacts
- Calendar
- Message
- Radios
- Other
- Feedback
- Apps

## Changing Privacy Settings

Change your privacy settings anytime by following these instructions:

Click on the Start Menu and then “Settings”, then “Privacy”

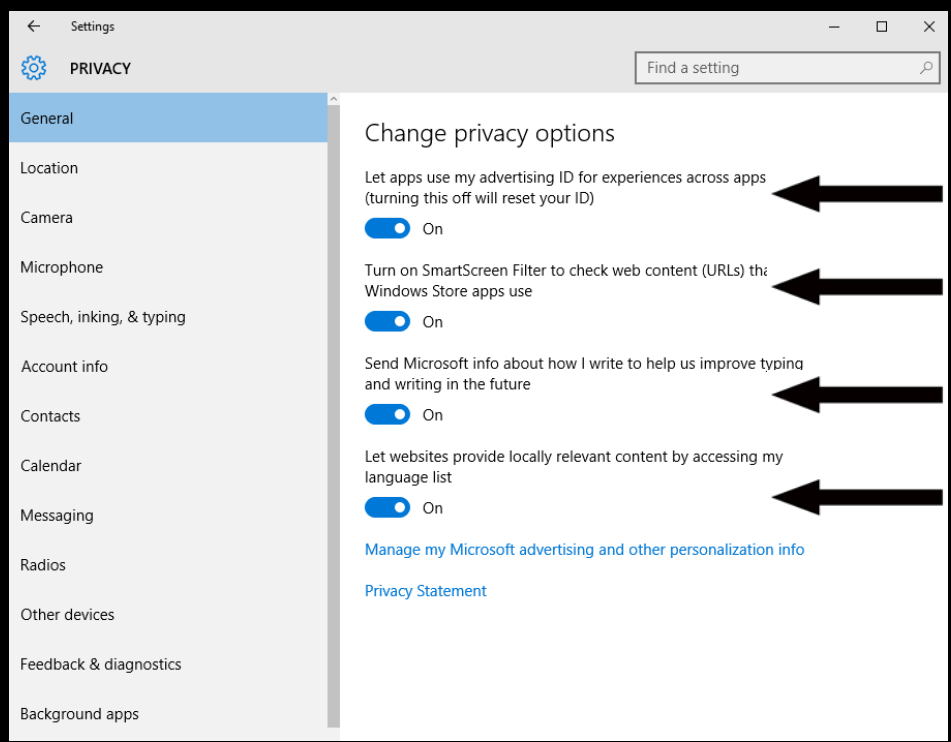




# Windows 10 Facts & Security

## Changing General Options

- Start
- Accounts
- General
- Location
- Camera
- Mic
- Speech
- Info
- Contacts
- Calendar
- Message
- Radios
- Other
- Feedback
- Apps




Tailored advertising from Microsoft  
Recommend: Off

Safe surfing in App store  
Recommend: On

Generic data collection  
Recommend: Off

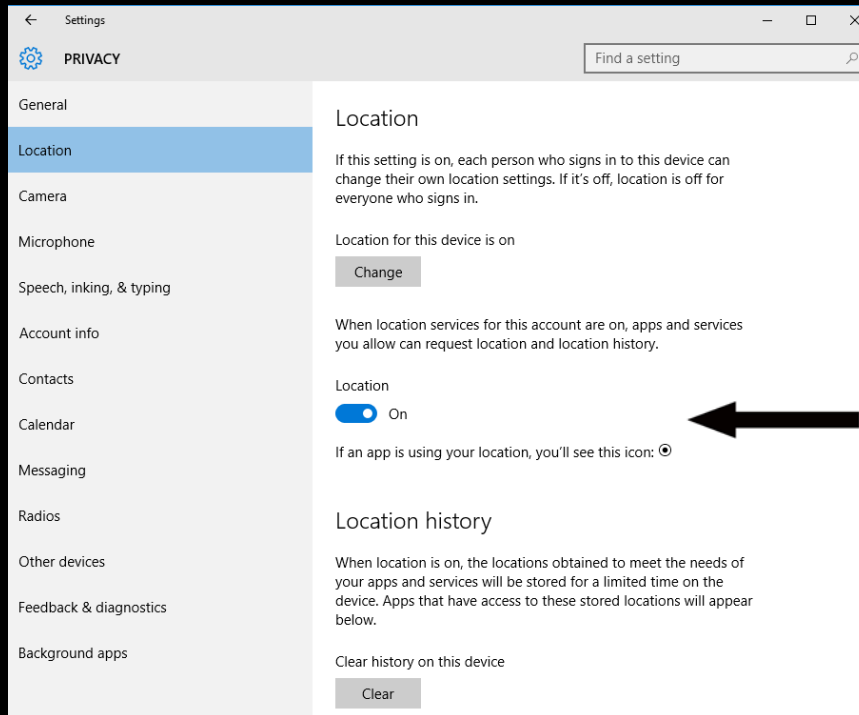
If language is not English, leave on  
If English recommend: Off



# Windows 10 Facts & Security


## Changing Location Settings

- Start
- Accounts
- General
- Location
- Camera
- Mic
- Speech
- Info
- Contacts
- Calendar
- Message
- Radios
- Other
- Feedback
- Apps



If you have a notebook or Windows phone, then you might find this feature handy for maps. If you are a desktop user, you probably won't.

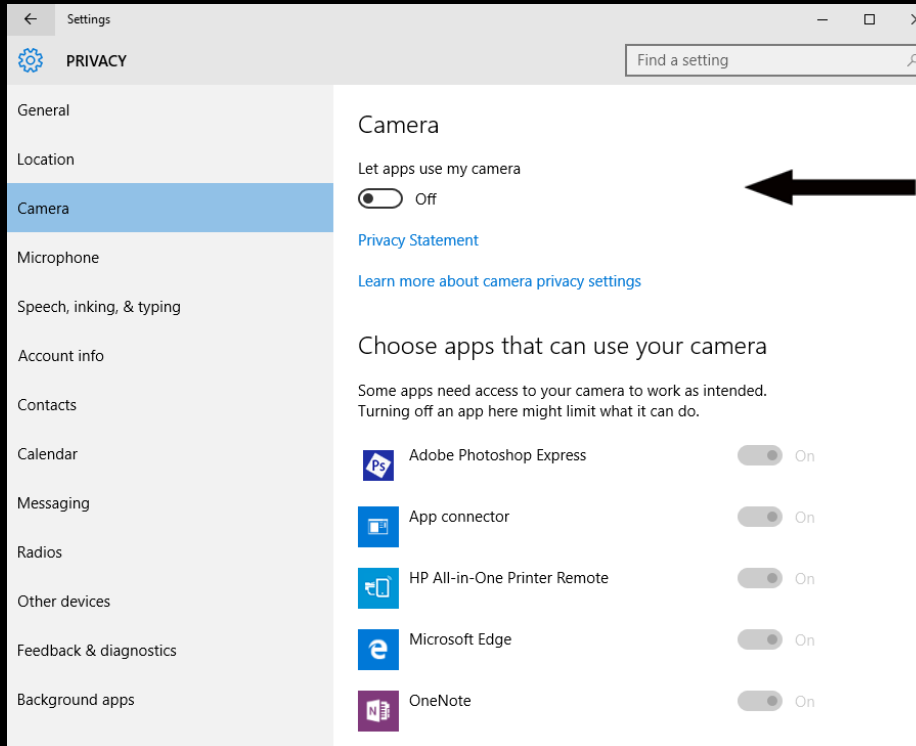
Recommend Phone: On  
Recommend Desktop: Off



# Windows 10 Facts & Security

## Changing Camera Settings


- Start
- Accounts
- General
- Location
- Camera
- Mic
- Speech
- Info
- Contacts
- Calendar
- Message
- Radios
- Other
- Feedback
- Apps



Hackers in the past have acquired unauthorized access to cameras. This is a huge invasion of privacy and can happen with many operating systems. It's handy Microsoft included this feature to switch off your camera.

Recommend: Off (turn on when using camera only)

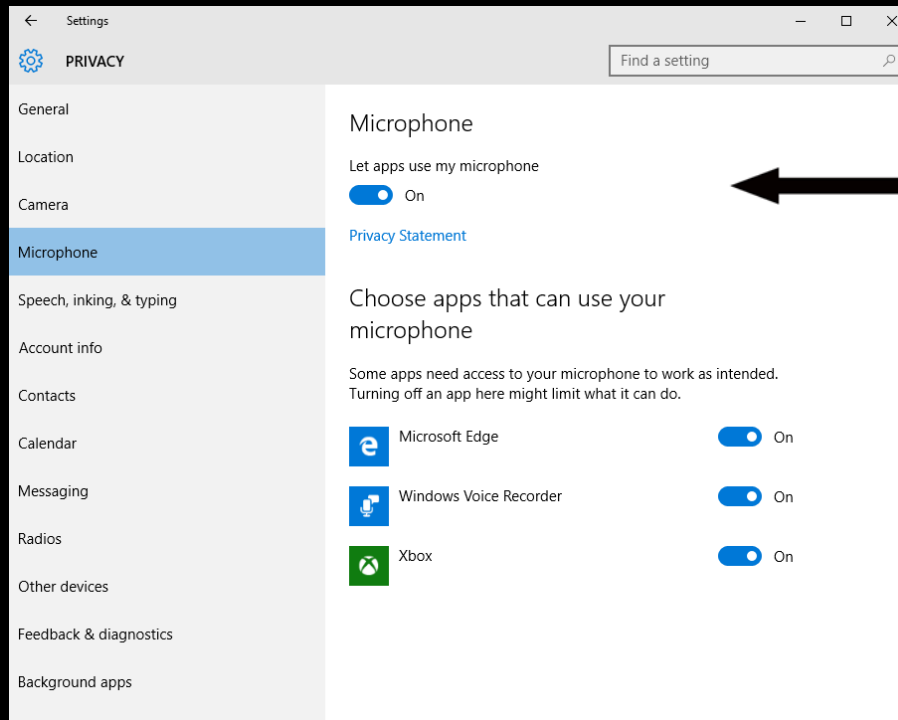
NOTE: For extra security, put a sticky note or black tape over the camera lens when not in use.



# Windows 10 Facts & Security

## Changing Microphone Settings

- Start
- Accounts
- General
- Location
- Camera
- Mic**
- Speech
- Info
- Contacts
- Calendar
- Message
- Radios
- Other
- Feedback
- Apps




Hackers in the past have acquired unauthorized access to microphones and can listen in on your computer. Cortana also has a feature that listens in all the time for you to ask her a question.

Recommend: Off (turn on when needed)

NOTE: For extra security, unplug microphones when your not using them.

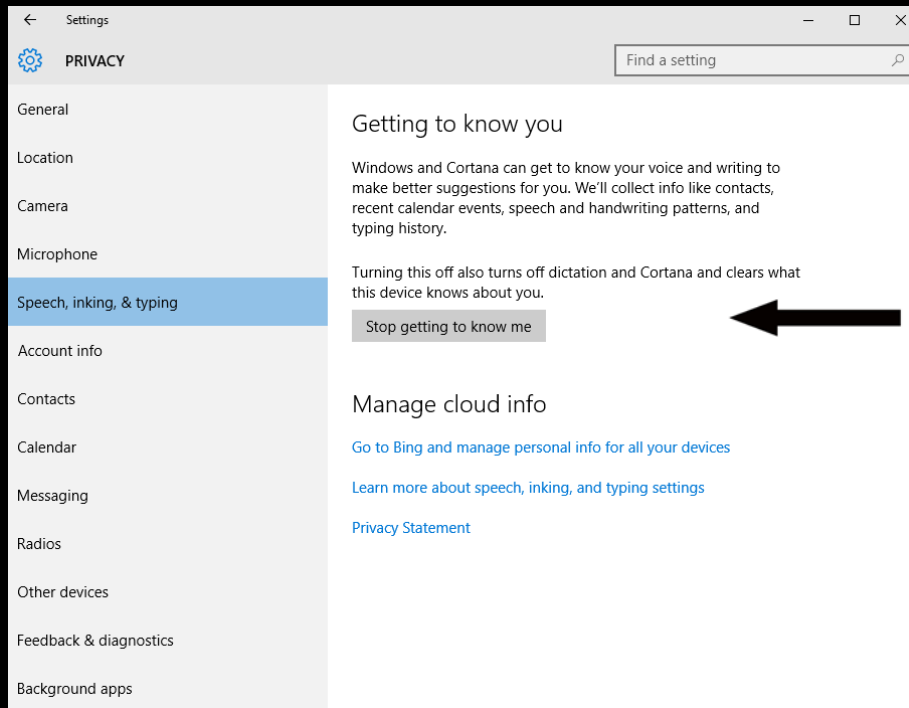




# Windows 10 Facts & Security

## Changing Speech, Inking & Typing Settings


- Start
- Accounts
- General
- Location
- Camera
- Mic
- Speech
- Info
- Contacts
- Calendar
- Message
- Radios
- Other
- Feedback
- Apps



In order to personalize your Windows experience, Microsoft collects a lot of personal information about you. If you click on “Stop getting to know me”, you will effectively turn off Cortana.

Recommend: Off (unless your using Cortana)

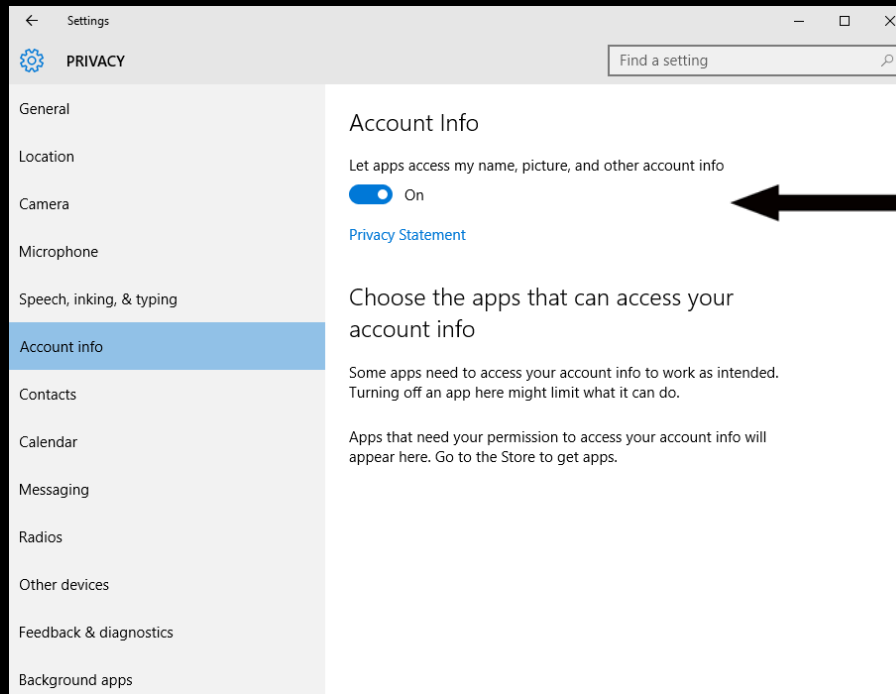
NOTE: After clicking “Stop getting to know me”, you need to go to Bing and delete all information collected.



# Windows 10 Facts & Security


## Changing Account Info Setting

- Start
- Accounts
- General
- Location
- Camera
- Mic
- Speech
- Info**
- Contacts
- Calendar
- Message
- Radios
- Other
- Feedback
- Apps



Some apps that you download from the app store need access to your name, picture, etc. It's recommended to leave this off until you have an app that requires it.

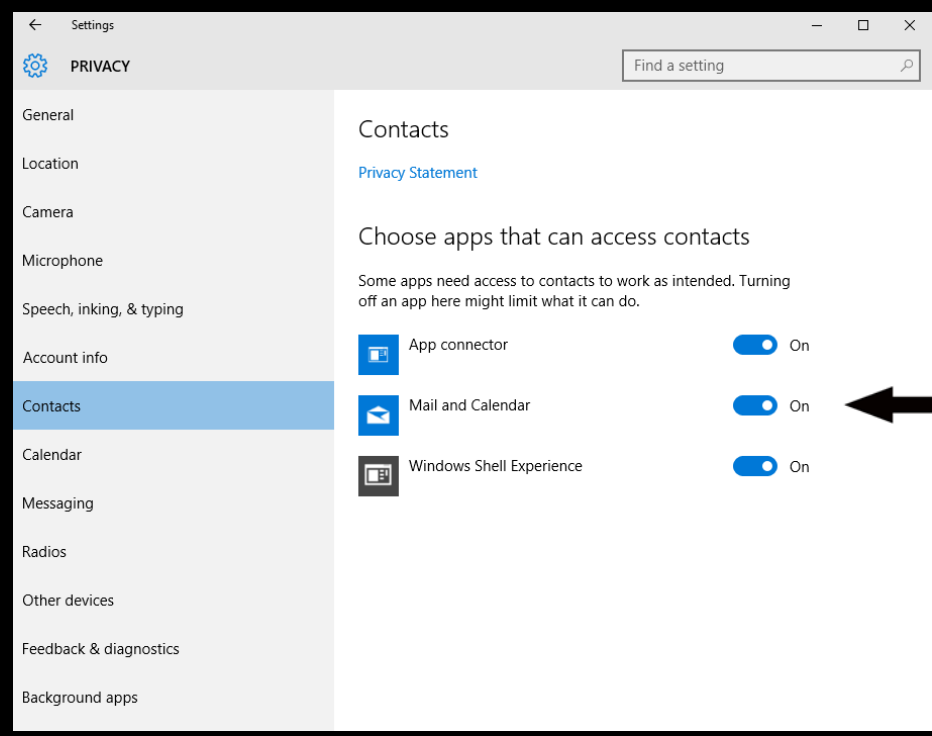
Recommend: Off



# Windows 10 Facts & Security


- Start
- Accounts
- General
- Location
- Camera
- Mic
- Speech
- Info
- Contacts**
- Calendar
- Message
- Radios
- Other
- Feedback
- Apps

## Changing Contacts Setting



Some apps want to interact with your contacts.  
It's recommended to leave this on for all apps you trust with your contacts.

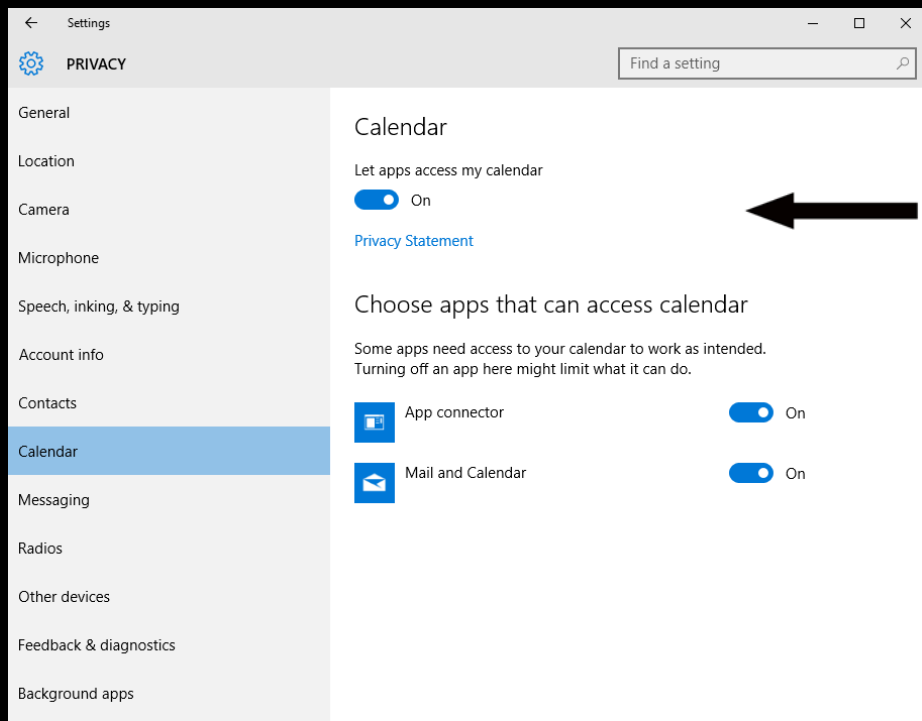
Recommend: Off



# Windows 10 Facts & Security


- Start
- Accounts
- General
- Location
- Camera
- Mic
- Speech
- Info
- Contacts
- Calendar**
- Message
- Radios
- Other
- Feedback
- Apps

## Changing Calendar Setting



Some apps might want to create appointments for you automatically. You can turn off all access or one app at a time.

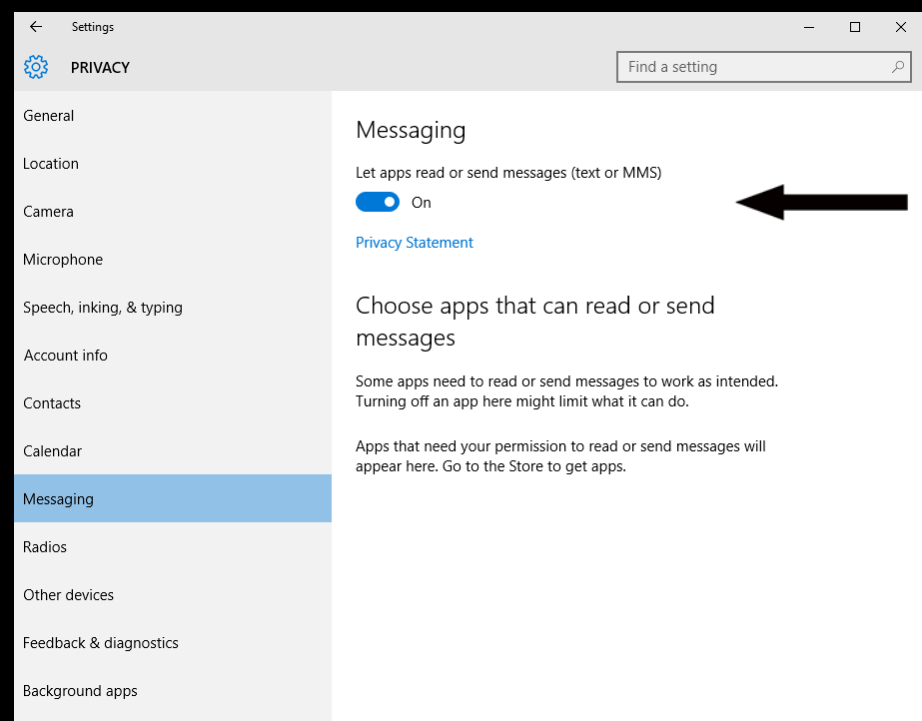
Recommend: On (Turn off apps you don't want to access your calendar)



# Windows 10 Facts & Security


- Start
- Accounts
- General
- Location
- Camera
- Mic
- Speech
- Info
- Contacts
- Calendar
- Message
- Radios
- Other
- Feedback
- Apps

## Changing Messaging Settings



If you have apps that send notifications, this might be useful for you. You can turn off all access or one app at a time. If you do not have cellular access from your device, then this does not apply to you.

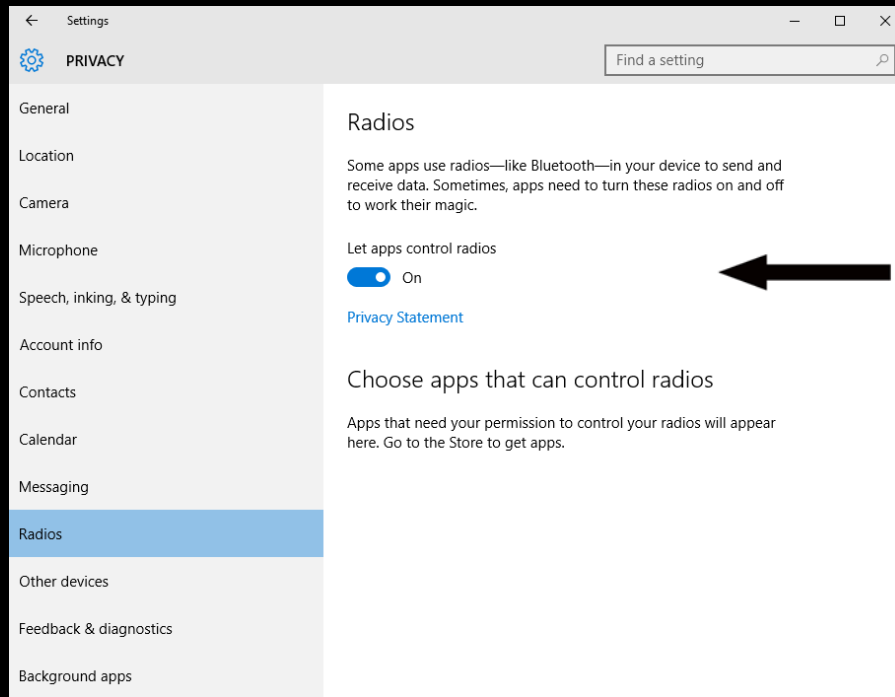
Recommend: Off (Desktop & Laptop)  
Recommend: On (Cell Phone)



# Windows 10 Facts & Security


## Changing Radios Setting

- Start
- Accounts
- General
- Location
- Camera
- Mic
- Speech
- Info
- Contacts
- Calendar
- Message
- Radios**
- Other
- Feedback
- Apps



If you have a Bluetooth device, like headset or speakers, you will want to keep this setting on. Note that this setting allows apps to control the on/off switch for Bluetooth. Allowing apps to control Bluetooth may save battery life by turning off Bluetooth when not in use.

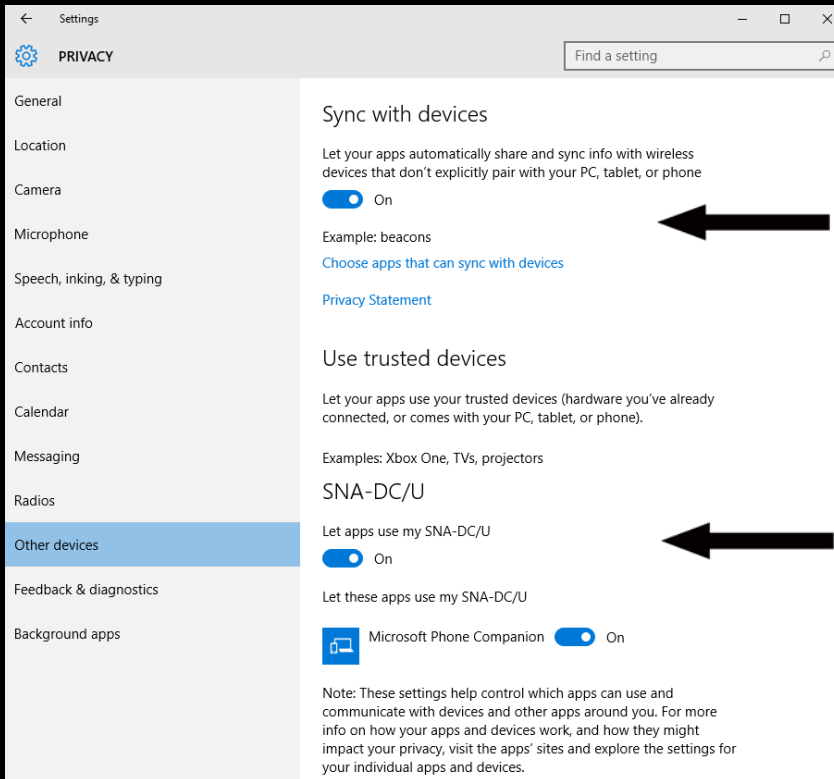
Recommend: On



# Windows 10 Facts & Security


## Changing Other Devices Setting

- Start
- Accounts
- General
- Location
- Camera
- Mic
- Speech
- Info
- Contacts
- Calendar
- Message
- Radios
- Other
- Feedback
- Apps



Designed for mobile devices, beacons push information to your device when you get close to them. Retail stores are starting to install them. Beacons can be used to push advertisements, coupons, alerts or details on an item. They are only useful for mobile phones or tablets obviously.

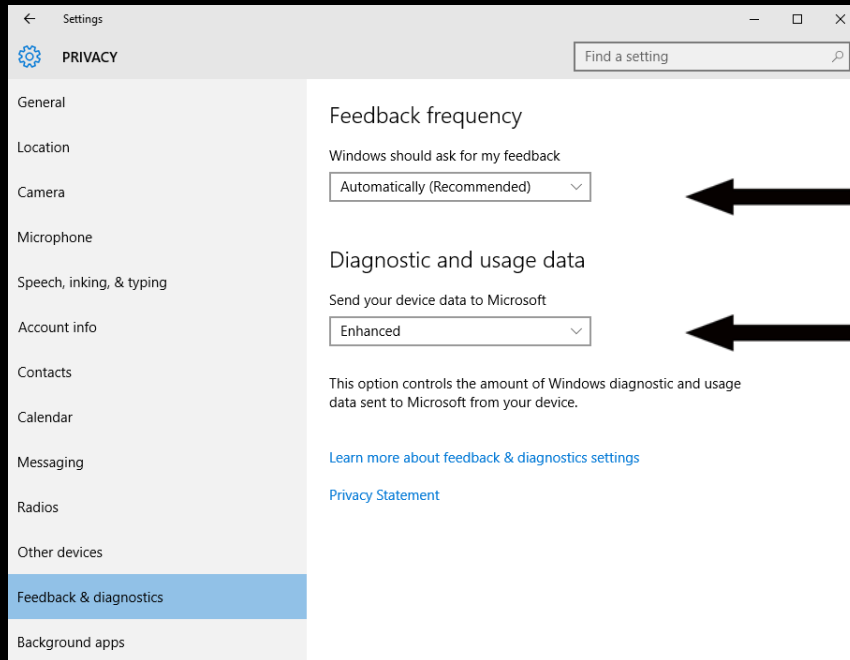
Recommend: Off



# Windows 10 Facts & Security

## Changing Feedback & Diagnostics Setting

- Start
- Accounts
- General
- Location
- Camera
- Mic
- Speech
- Info
- Contacts
- Calendar
- Message
- Radios
- Other
- Feedback**
- Apps




Windows 10 collects information such as your hardware capabilities, software installed, Windows logs, crash dumps, memory snapshots, what apps you open and how long you have them open for, diagnostic information and shares this with it's partners. You cannot turn this completely off, only to basic settings or you can modify the registry to turn off most the collecting.

If you turn this setting off, Microsoft states some apps or features of Windows might not work, but they didn't specify which.

Recommend: Off

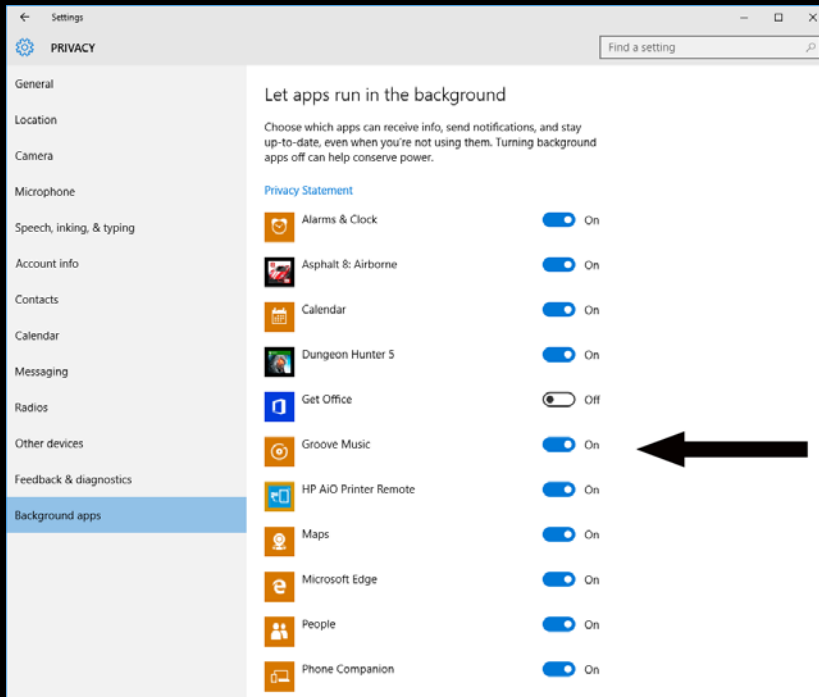




# Windows 10 Facts & Security


## Changing Background Apps Setting

- Start
- Accounts
- General
- Location
- Camera
- Mic
- Speech
- Info
- Contacts
- Calendar
- Message
- Radios
- Other
- Feedback
- Apps



If you are using a laptop, phone or device with a battery and wish to conserve power, you might want to turn off apps that you don't use such as "Groove Music". Also if your device has low physical memory (RAM) turning off some of these apps can improve performance by giving more memory to apps you use.

Recommend: Off on apps you don't use



# Windows 10 Facts & Security

## Questions?



Ask your experts at CAO IT Service

